






Control & Signalling Devices 22.5 Ø

CONTROL STATIONS

PUSH BUTTON STATIONS (ALUMINIUM DIE CAST)		
	DESCRIPTION	ORDERING CODE
	EMPTY a) 1 Way b) 2 Way c) 3 Way d) 4 Way e) 6 Way f) 8 Way g) 10 Way h) 12 Way	MK6-1MPS MK6-2MPS MK6-3MPS MK6-4MPS MK6-6MPS MK6-8MPS MK6-10MPS MK6-12MPS
	COMPLETE PUSH BUTTON STATION a) 1 Way with 1 Flush PB & NO or NC b) 1 Way with 1 Stay put Mushroom, 1 NC c) 2 Way with 2 Flush PBs & 2 element (NO or NC) d) 3 Way with 3 Flush PBs & 3 element (NO or NC) e) 4 Way with 4 Flush PBs & 4 element (NO or NC) Available up to 12 way	MK6-1MFA * x MK6-1MSPM1 MK6-2MFA * x MK6-3MFA * x MK6-4MFA * x
PENDENT PUSH BUTTON STATIONS (ALUMINIUM DIE CAST)		
	DESCRIPTION	ORDERING CODE
	EMPTY a) 2 Way b) 3 Way c) 4 Way d) 6 Way e) 8 Way f) 10 Way g) 12 Way	MK6-2PPS MK6-3PPS MK6-4PPS MK6-6PPS MK6-8PPS MK6-10PPS MK6-12PPS
	COMPLETE PENDENT PB STATION a) 2 Way with 2 Flush PBs & 2 element (NO or NC) b) 3 Way with 3 Flush PBs & 3 element (NO or NC) c) 4 Way with 4 Flush PBs & 4 element (NO or NC) d) 6 Way with 6 Flush PBs & 6 element (NO or NC) e) 8 Way with 8 Flush PBs & 8 element (NO or NC) f) 10 Way with 10 Flush PBs & 10 element (NO or NC) g) 12 Way with 12 Flush PBs & 12 element (NO or NC)	MK6-2CPPS * x MK6-3CPPS * x MK6-4CPPS * x MK6-6CPPS * x MK6-8CPPS * x MK6-10CPPS * x MK6-12CPPS * x
LUMINOUS PUSH BUTTON STATIONS (ALUMINIUM DIE CAST)		
	DESCRIPTION	ORDERING CODE
	EMPTY a) 2 Way	MK6-2LMPS